







N-Disconnect Terminal Block, Power Distribution Disconnect Terminal Block TOPJOB® S 2002 Series; 2006 Series; 2010 Series; 2016 Series

Technical Data	
0.25 ... 2.5 (4) mm ² ①	22 ... 12 AWG
250 V/4 kV/3 ⑤	
I _N 32 A	
Terminal block width: 5.2 mm / 0.205 inch	
 10 ... 12 mm / 0.39 ... 0.47 inch	

Technical Data	
0.5 ... 6 (10) mm ² ②	20 ... 8 AWG
250 V/4 kV/3 ⑤	
I _N 51 A	
Terminal block width: 7.5 mm / 0.295 inch	
 13 ... 15 mm / 0.51 ... 0.59 inch	

Technical Data	
0.5 ... 10 (16) mm ² ③	20 ... 6 AWG
250 V/4 kV/3 ⑤	
I _N 57 A	
Terminal block width: 10 mm / 0.394 inch	
 17 ... 19 mm / 0.67 ... 0.75 inch	



1-conductor N-disconnect terminal block		
Color	Item No.	Pack. Unit
● blue	2002-7114	50

1-conductor N-disconnect terminal block		
Color	Item No.	Pack. Unit
● blue	2006-7114	50

1-conductor N-disconnect terminal block		
Color	Item No.	Pack. Unit
● blue	2010-7114	25

1-conductor power distribution disconnect terminal block		
○ gray	2002-7111	50

1-conductor power distribution disconnect terminal block		
○ gray	2006-7111	50

1-conductor power distribution disconnect terminal block		
○ gray	2010-7111	25

Appropriate through and ground conductor terminal blocks, see page 42

Appropriate through and ground conductor terminal blocks, see page 48

Appropriate through and ground conductor terminal blocks, see page 49

Accessories; item-specific
End and intermediate plate; 0.8 mm thick


	orange	2002-7192	100 (25)
---	--------	-----------	----------


Accessories; item-specific
End and intermediate plate; 1 mm thick


	orange	2006-7192	100 (25)
---	--------	-----------	----------


Accessories; item-specific
End and intermediate plate; 1 mm thick

	orange	2010-7192	100 (25)
---	--------	-----------	----------

Lock-out; prevents reclosing of slide link; snap-on type			
	orange	2005-7300	100 (25)

Lock-out; prevents reclosing of slide link; snap-on type			
	orange	2006-7300	100 (25)

Lock-out; prevents reclosing of slide link; snap-on type			
	orange	2006-7300	100 (25)



2-conductor N-disconnect terminal block		
Color	Item No.	Pack. Unit
● blue	2002-7214	50

2-conductor N-disconnect terminal block		
Color	Item No.	Pack. Unit
● blue	2006-7214	50

2-conductor power distribution disconnect terminal block		
○ gray	2002-7211	50


2-conductor power distribution disconnect terminal block		
○ gray	2006-7211	50


Accessories; item-specific
End and intermediate plate; 0.8 mm thick

	orange	2002-7292	100 (25)
---	--------	-----------	----------

Accessories; item-specific
End and intermediate plate; 1 mm thick


	orange	2006-7292	100 (25)
---	--------	-----------	----------


Lock-out; prevents reclosing of slide link; snap-on type			
	orange	2005-7300	100 (25)


Lock-out; prevents reclosing of slide link; snap-on type			
	orange	2006-7300	100 (25)


Accessories; for N-conductor and power distribution disconnect terminal blocks


Appropriate marking systems: WMB/Marking strips


Busbar carrier; not suitable as an end stop; snaps onto DIN-35 rail; 1.5 mm thick			
	blue	2009-304	100 (25)


Marking strip; plain; 11 mm wide; 50 m reel			
	white	2009-110	1


Busbar carrier; with end stop function and detachable separator plate; snaps onto DIN-35 rail; 7.5 mm thick			
	blue	2009-305	25

WMB marking card; white; 10 strips with 10 markers/card; 5 ... 5.2 mm stretchable			
	plain	793-5501	5

Busbar; tin-plated; 1000 mm long; copper (10 x 3) mm			
	I _N 140 A	210-133	1

Busbar cover; 1000 mm long			
	transparent	777-303	1

Connector; for busbar; with blue cover; 2.5 ... 16 mm ²			
	blue	210-281	100 (50)

Connector; for busbar; 2.5 ... 35 mm ²			
	unplated	209-105	1